



Caledonian

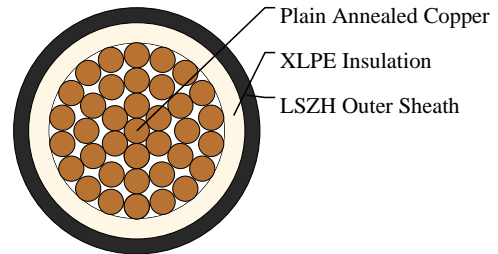

Airport Flame Retardant And Fire Resistant Cables

www.caledonian-cables.com

marketing@caledonian-cables.com

600/1000V XLPE Insulated, LSZH Sheathed Power Cables (Single Core)

FTX300 1RZ1-R 1G185 (CU/XLPE/LSZH 600/1000V Class 2)



APPLICATIONS

This cables are mainly used in power stations, mass transit underground passenger systems, airports, petrochemical plants, hotels, hospitals, and high-rise buildings.

STANDARDS

Basic design to IEC 60502-1

FIRE PERFORMANCE

Flame Retardance (Single Vertical Wire Test)	EN 60332-1-2; IEC 60332-1-2; BS EN 60332-1-2; VDE 0482-332-1 ; NBN C 30-004 (cat. F1); NF C32-070-2.1(C2); CEI 20-35/1-2; EN 50265-2-1*; DIN VDE 0482-265-2-1*
Reduced Fire Propagation (Vertically-mounted bundled wires& cable test)	EN 60332-3-24 (cat. C); IEC 60332-3-24; BS EN 60332-3-24; VDE 0482-332-3; NBN C 30-004 (cat. F2); NF C32-070-2.2(C1); CEI 20-22/3-4; EN 50266-2-4*; DIN VDE 0482-266-2-4
Halogen Free	IEC 60754-1; EN 50267-2-1; DIN VDE 0482-267-2-1; CEI 20-37/2-1 ; BS 6425-1*
No Corrosive Gas Emission	IEC 60754-2; EN 50267-2-2; DIN VDE 0482-267-2-2; CEI 20-37/2-2 ; BS 6425-2*
Minimum Smoke Emission	IEC 61034-1&2; EN 61034 -1&2; DIN VDE 0482-1034-1&2; CEI 20-37/3-1&2; EN 50268-1&2*; BS 7622-1&2*
No Toxic Gases	NES 02-713; NF C 20-454

VOLTAGE RATING

600/1000V

CABLE CONSTRUCTION

Conductor: Plain annealed copper wire, stranded according to IEC 60228 class 2.

Insulation: Extruded cross-linked XLPE compound.

Outer Sheath: Thermoplastic LSZH compound type LTS3 as per BS 7655-6.1.



Caledonian

Airport Flame Retardant And Fire Resistant Cables

www.caledonian-cables.com

marketing@caledonian-cables.com

COLOUR CODE

Insulation Colour: Natural

Sheath Colour: Black (other colors upon request)

PHYSICAL AND THERMAL PROPERTIES

Temperature Range During Operation: -30°C ~ 90°C

Temperature Range during Installation : -5°C ~ 50°C

Minimum Bending Radius : 6 x OD

Electrical Properties

Dielectric Test: 3500 V r.m.s. x 5' (core / core)

Insulation Resistance: 500 MΩ x km (at 20°C)

Short circuit Temperature : 250°C (up to 5 secs)

Conductor Operating Temperature : 90°C

Ambient Temperature : 30°C

DIMENSION AND PARAMETERS

Caledonian Cable Code	No. of Cores × Cross-sectional Area	No./Nominal Diameter of Strands	Nominal Insulation Thickness	Nom. Overall Diameter	Approx. Weight
	No. × mm ²	no./mm	mm	mm	kg/km
FTX300 1RZ1-R 1G185	1x185	37/2.52	1.6	24.4	2021

Current-Carrying Capacities (Amp)

Conductor Cross-sectional Area	Ref. Method 4 2 cables, 1-phase a.c. or d.c.	Ref. Method 4 3/4 cables, 3-phase a.c.	Ref. Method 3 2 cables, 1-phase a.c. or d.c.	Ref. Method 3 3/4 cables, 3-phase a.c.	Ref. Method 1 2 cables, 1-phase a.c. or d.c. flat and touching	Ref. Method 1 3/4 cables, 3-phase a.c. flat and touching or trefoil	Ref. Method 11 2 cables, 1-phase a.c. or d.c. flat and touching	Ref. Method 11 3/4 cables, 3-phase a.c. flat and touching or trefoil	Ref. Method 12 2 cables, 1-phase a.c. or d.c. or 3 cables 3-phase Horizontal	Ref. Method 12 2 cables, 1-phase a.c. or d.c. or 3 cables 3-phase Vertical	Ref. Method 12 3 cables trefoil, 3-phase a.c.
mm ²	A	A	A	A	A	A	A	A	A	A	A
185	341	306	426	370	545	500	579	530	651	600	511

Voltage Drop (Per Amp Per Meter)

Nominal Cross sectional Area	2 cables d.c.	Ref. Methods 3,4 2 cables, 1-phase a.c.	Ref. Methods 1,11 2 cables, 1-phase a.c.	Ref. Methods 3,4 3 or 4 cables, 3-phase a.c.	Ref. Methods 1,11,12 3 or 4 cables, 3-phase a.c. (in trefoil)	Ref. Methods 1,11 3 or 4 cables, 3-phase a.c. (Flat and touching)
mm ²	mV/A/m	mV/A/m	mV/A/m	mV/A/m	mV/A/m	mV/A/m
185	0.25	r:0.27 x:0.26 z:0.37	r:0.26 x:0.165 z:0.3	r:0.23 x:0.23 z:0.32	r:0.22 x:0.14 z:0.26	r:0.22 x:0.165 z:0.28



Caledonian

Airport Flame Retardant And Fire Resistant Cables

www.caledonian-cables.com


marketing@caledonian-cables.com



Rated voltage



Flame Retardant
NF C32-070-2.1(C2)
IEC60332-1-2/EN50266-2-1



Halogen Free
IEC 60754-1



IEC60502-1



Low Corrosivity
IEC60754-2/EN50267-2-2/3
NF C32-074/NF C20-453



Low Smoke Emission
IEC 61034-2 / EN 50268-2
NF C32-073/NF C 20-462



Low Toxicity
NES 02-713/NF C 20-454



Reduced Fire Propagation
NF C32-070-2.2(C1)
IEC60332-3-24/EN50266-2-4